



CLYDE QUAY SCHOOL
Te Kura O Matairangi



25 August 2021

Tēnā tātou katoa e te whānau

Dobar dahn, Nabad, Hola, Ciao, Ni hao, Namaste, Valttukkal, Abhinandan, Subhakansalu, Grīṭigaza, Talofa, Bonjour, Χαίρετίσματα, Grüß Gott, Zdravím, Приветствия, Sawasdee, Konnichiwa, Pozdrowenia, Selamlar, Guten Tag, Salaam, Salama Aleikum, Leikum Zdras-Tvuy-Te, Ahn-Young-Ha-Se-Yo, Marhaba, Nay Hoh, Ayubowan, Xin Chào, Kia Orana

Firstly on behalf of our staff I want to congratulate everyone on a week of lockdown and on line learning. Last week our whānau used the Ministry of Education's on line learning resources as an interim measure. This week teachers posted daily timetables covering learning, curriculum wide. Most important is connectivity between staff and our children's classmates. Video greetings and Zooms have been a way to keep our school whānau connected. If we've learnt nothing else from Covid19 2020, it's everyone's well being is paramount.

Ministry of Education Updates

As reported last week, as soon as the school finds out the specifics of changes to *Alert Levels* and what it means for onsite learning or not, it will be passed on to you asap.

Remember protocols at *Alert Level 4*: Let's remain at home (the ideal) in our 'Bubble' and take all precautions to observe recommended hygiene practices: wash hands (20 seconds); sanitise; clean hard surfaces, if exercising maintain 2 metre distance and wear masks (ideal); make sure to stay connected with your extended whānau and friends.



There are two policies for review this term *Behaviour Management and Concerns and Complaints*. All feedback has to be received by September 3 since the last Board meeting for the term is September 6.


Instructions

- Google Schooldocs login;
- click on [SchoolDocs - Policies and Procedures Made Easy](#);
- go to *Search for your school* click on it;
- on the next page write *Clyde Quay School* in the search bar;
- Username: clydequay Password: diversity
- at the top of the next page click on the tab *Current Review*;
- click on the link for *Behaviour Management* then *Concerns and Complaints*, the respective policy, appears;
- at the top right of the page, click on the green speech bubble if you want to send feedback direct to the principal;
- the red speech bubble to send feedback to Schooldocs.

Harakeke

During this week's online learning our teachers Kerry and Zeenat are teaching their students:

- To draw a clock and tell the time;
- Write the letter T, and get the children to see what item around the house starts with the letter T; and also
- seen are some other examples of their work.

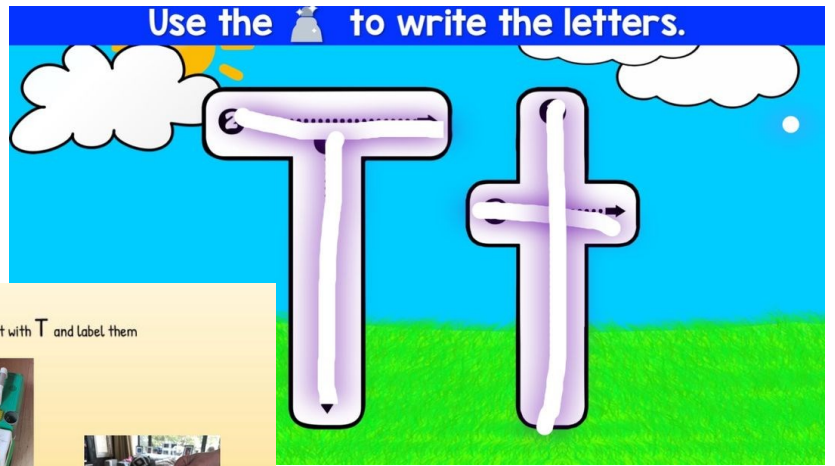


How many clocks did you find in your house?

7



Draw or
photograph one
of the clocks you
found



Alphabet Homework Sheet: draw, use clipart, or take photos of things that start with T and label them

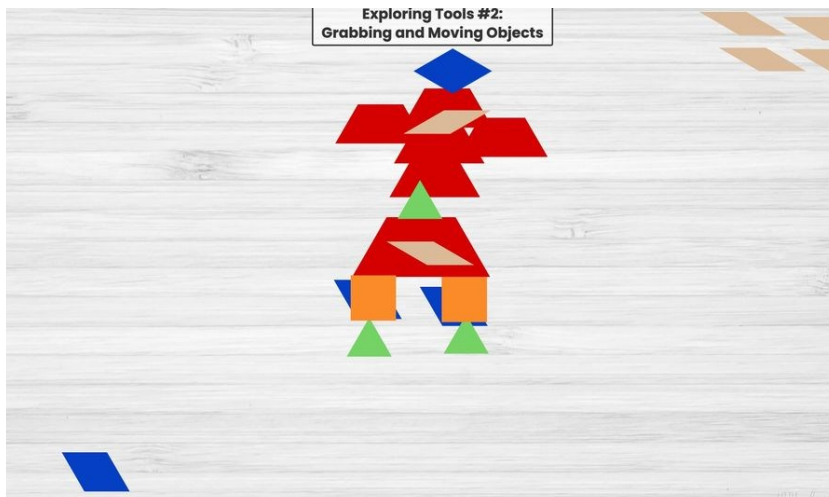


Decorate
your own
Biscuit Bear!

How many stars do
you give the story?



Exploring Tools #2:
Grabbing and Moving Objects



The next teacher only days are in term 4, week 4 **Friday November 12** and **Monday November 15**. We will continue to place reminders in this newsletter and as you know the dates will also be on the [School Calendar](#).



Teachers will focus on special projects and accelerating written language achievement.



School Calendar

IMPORTANT DATES	WHATS HAPPENING
Term 3 26 July—1 October 2021	
25 August POSTPONED	REPORTING TO PARENTS ON MAORI POLICIES & STUDENT ACHIEVEMENT
26 August 2021	Ngaio-Kahurangi Dance workshop Ngaio Arts workshop 9.00am-11.30am Wellington Regional Chess Tournament 15pm Tennis Club Night—5.30pm-7.00pm
27 August 2021	Table Tennis Tournament 8.15am-3.30pm
6 September 2021	BOT meeting 7.00pm
13 September 2021	Artsplash rehearsal 12.00pm-1.45pm Artsplash concert 7.30pm-9.00pm To be confirmed due to Covid
1 October 2021	Last day of Term 3 3.00pm finish
Term 4 18 October—15 Dec 2021	
12 November 2021	Teacher only day
15 November 2021	Teacher only day

Artsplash Choir - to be confirmed due to COVID



CQS T-shirts and Hoodies

The school office will look at extending this order once we get back to Level 2. This gives families the opportunity for children to try on the t-shirts and hoodies for sizing.



If you would like your child to own a CQS T-shirt or hoodie please place your order through Kindo. (This is optional only). It is advisable to try on at the office for sizing.

See instructions below for KINDO.



KINDO

All school payments can be made through your myKindo account. You can pay via POLi or bank transfer (no fees) or with Visa, Mastercard, American Express, UnionPay (fees apply). Add regular top-ups if you'd like, then allocate to payments when you're ready, or just pay as you go. Go to www.mykindo.co.nz or via the link on our school website.

For more information visit support.mykindo.co.nz